















Model	Width	Weight	Rim														Hub																				
			ETRTO	Clincher	Tubular	Tubeless	Tubeless kit	Valve holes Presta ø 6.5 mm	Valve holes Schrader ø 8.5 mm	Material		Rim color				Hub axle system							Free wheel		Rotor body system			Disc mount									
										Carbon	Aluminium	Black	White	Grey	Carbon	5 mm Quick release	9 mm DT Swiss Thru bolt	15 mm Thru axle	20 mm Thru axle	Lefty	10 mm DT Swiss Thru bolt	12 mm Thru axle	X-12 Thru axle	Bolt on	DT Swiss Ratchet System®	Two pawl system	Shimano 9 / 10 and Sram 9 / 10	Shimano 11 Road	Campagnolo 9 / 10 / 11	Sram 11 MTB	Center lock®	IS (6-bolt)	Hub color				
RC 38 Spline® T	100	560	633 x 21		•			•										•	•																		white
RC 38 Spline® T	130	745	633 x 21		•			•										•	•								•			○	•		○				white
R 23 Spline® white	100	660	662 x 15	•				•		•		•						•																			white
R 23 Spline® white	130	860	662 x 15	•				•		•		•						•									•		○	•		○					white
R 23 Spline® black	100	660	662 x 15	•				•		•	•							•																			white
R 23 Spline® black	130	860	662 x 15	•				•		•	•							•									•		○	•		○					white
R 28 Spline® black	100	790	662 x 15	•				•		•	•							•																			black
R 28 Spline® black	130	1100	662 x 15	•				•		•	•							•									•		○	•							black
XR 1450 Spline® white	100	660	559 x 18	•			○	•		•		•						•	○	○															•		white
XR 1450 Spline® white	100	660	559 x 18	•			○	•		•		•						•	○	•															•		white
XR 1450 Spline® white	135	805	559 x 18	•			○	•		•		•						•					○	○	○		•		•				○	•			white
XR 1450 Spline® white	142	800	559 x 18	•			○	•		•		•						•					○	○	•		•		•				○	•			white
XR 1450 Spline® 29 white	100	728	622 x 18	•			○	•		•		•						•	○	○															•		white
XR 1450 Spline® 29 white	100	723	622 x 18	•			○	•		•		•						•	○	•															•		white
XR 1450 Spline® 29 white	135	837	622 x 18	•			○	•		•		•						•					•	○	○		•		•				○	•			white
XR 1450 Spline® 29 white	142	832	622 x 18	•			○	•		•		•						•					○	○	•		•		•				○	•			white
















• = Serie ○ = Option

No. of spokes	Spokes						Nipples				Technical data								Accessories										
	Spoke typ		Length				Spoke color	Nipple typ				Lacing	Intended use	Rim tape	Tire dimension min.	Tire dimension max.	Axle clamping force (min./max.) 4000N/8000N	Maximum tire pressure [bar]	Recommended riders weight max. [kg]	RWS Ratchet wheelmounting system	Quick release wheelmounting system	Rim tape	Wheel bag	Centering tools	Center lock® adapter				
	Left	Right	Left cross mm	Left radial mm	Right cross mm	Right radial mm		DT Pro lock® torx	DT Pro lock® hexagonal aluminium	DT Pro lock® brass	DT Pro lock® hidden															Nipple color			
20	DT aerolite	DT aerolite		281		281	black					●	silver	radial	RR	-	700 x 19T	700 x 27T	●	14	90	●							
24	DT aerolite	DT aerolite	294		292		black					●	silver	2-cross	RR	-	700 x 19T	700 x 27T	●	14	90	●							
20	DT aerolite	DT aerolite		286		286	black		●			black	radial	RR	18 x 622	700 x 19C	700 x 35C	●	9	110	●		●						
24	DT aerolite	DT aero comp	296		294		black		●			black	2-cross	RR	18 x 622	700 x 19C	700 x 35C	●	9	110	●		●						
20	DT aerolite	DT aerolite		286		286	black		●			black	radial	RR	18 x 622	700 x 19C	700 x 35C	●	9	110	●		●						
24	DT aerolite	DT aero comp	296		294		black		●			black	2-cross	RR	18 x 622	700 x 19C	700 x 35C	●	9	110	●		●						
20	DT aero comp	DT aero comp		280		280	black			●		black	radial	R	18 x 622	700 x 19C	700 x 25C	●	9	110		●	●						
24	DT aero comp	DT aero comp	286		284		black			●		black	2-cross	R	18 x 622	700 x 19C	700 x 25C	●	9	110		●	●						
28	DT aerolite	DT aerolite	274		275		black		●			black	3-cross	XR	22 x 559	26" x 1.5"	26" x 2.25"	●	4	90	●		●						●
28	DT aerolite	DT aerolite	274		275		black		●			black	3-cross	XR	22 x 559	26" x 1.5"	26" x 2.25"	●	4	90			●						●
28	DT aerolite	DT aerolite	276		275		black		●			black	3-cross	XR	22 x 559	26" x 1.5"	26" x 2.25"	●	4	90	●		●						●
28	DT aerolite	DT aerolite	276		275		black		●			black	3-cross	XR	22 x 559	26" x 1.5"	26" x 2.25"	●	4	90			●						●
28	DT aerolite	DT aerolite	305		306		black		●			black	3-cross	XR	22 x 622	29" x 1.5"	29" x 2.25"	●	4	90	●		●						●
28	DT aerolite	DT aerolite	305		306		black		●			black	3-cross	XR	22 x 622	29" x 1.5"	29" x 2.25"	●	4	90			●						●
28	DT aerolite	DT aero comp	306		305		black		●			black	3-cross	XR	22 x 622	29" x 1.5"	29" x 2.25"	●	4	90	●		●						●
28	DT aerolite	DT aero comp	306		305		black		●			black	3-cross	XR	22 x 622	29" x 1.5"	29" x 2.25"	●	4	90			●						●








Model	Width	Weight	Rim														Hub																			
			Built-in width [mm]	+/- 5% [g]	ETRTO	Clincher	Tubular	Tubeless	Tubeless kit	Valve holes Presta ø 6.5 mm	Valve holes Schrader ø 8.5 mm	Material		Rim color				Hub axle system							Free wheel		Rotor body system			Disc mount						
												Carbon	Aluminium	Black	White	Grey	Carbon	5 mm Quick release	9 mm DT Swiss Thru bolt	15 mm Thru axle	20 mm Thru axle	Lefty	10 mm DT Swiss Thru bolt	12 mm Thru axle	X-12 Thru axle	Bolt on	DT Swiss Ratchet System®	Two pawl system	Shimano 9 / 10 and Sram 9 / 10	Shimano 11 Road	Campagnolo 9 / 10 / 11	Sram 11 MTB	Center lock®	IS (6-bolt)	Hub color	
																																				Carbon
X 1600 Spline® black	100	770	559 x 18	●			○	●			●	●					●																	●		white
X 1600 Spline® black	100	749	559 x 18	●			○	●			●	●							●															●		white
X 1600 Spline® black	135	891	559 x 18	●			○	●			●	●						○	○	○						●		●			○		●		white	
X 1600 Spline® black	142	886	559 x 18	●			○	●			●	●					○	○	○						●		●			○		●		white		
X 1600 Spline® 29 black	100	837	622 x 18	●			○	●			●	●					●																●		white	
X 1600 Spline® 29 black	100	816	622 x 18	●			○	●			●	●							●														●		white	
X 1600 Spline® 29 black	135	958	622 x 18	●			○	●			●	●					○	○	○						●		●			○		●		white		
X 1600 Spline® 29 black	142	953	622 x 18	●			○	●			●	●					○	○	●						●		●			○		●		white		
X 1900 Spline® black	100	824	559 x 17	●			○	●			●	●					●																●		black	
X 1900 Spline® black	100	801	559 x 17	●			○	●			●	●							●														●		black	
X 1900 Spline® black	135	1094	559 x 17	●			○	●			●	●														●	●					●		black		
X 1900 Spline® 29 black	100	898	622 x 17	●			○	●			●	●					●																●		black	
X 1900 Spline® 29 black	100	921	622 x 17	●			○	●			●	●							●														●		black	
X 1900 Spline® 29 black	135	1128	622 x 17	●			○	●			●	●														●	●					●		black		

● = Serie ○ = Option

No. of spokes	Spokes					Spoke color	Nipples				Nipple color	Technical data										Accessories				
	Spoke type		Length				Nipple type					Lacing	Intended use	Rim tape	Tire dimension min.	Tire dimension max.	Axle clamping force (min./max.) 4000N/8000N	Maximum tire pressure [bar]	Recommended riders weight max. [kg]	RWS Ratchet wheelmounting system	Quick release wheelmounting system	Rim tape	Wheel bag	Centering tools	Center lock® adapter	
	Left	Right	Left cross mm	Left radial mm	Right cross mm		Right radial mm	DT Pro lock® torx	DT Pro lock® hexagonal aluminium	DT Pro lock® brass																DT Pro lock® hidden
																										
28	DT competition	DT competition	274		275	black		●			black	3-cross	X	22 x 559	26" x 1.5"	26" x 2.25"	●	4	90	●		●			●	
28	DT competition	DT competition	274		275	black		●			black	3-cross	X	22 x 559	26" x 1.5"	26" x 2.25"	●	4	90			●			●	
28	DT competition	DT competition	276		275	black		●			black	3-cross	X	22 x 559	26" x 1.5"	26" x 2.25"	●	4	90	●		●			●	
28	DT competition	DT competition	276		275	black		●			black	3-cross	X	22 x 559	26" x 1.5"	26" x 2.25"	●	4	90			●			●	
28	DT competition	DT competition	305		307	black		●			black	3-cross	X	22 x 622	29" x 1.5"	29" x 2.25"	●	4	90	●		●			●	
28	DT competition	DT competition	305		307	black		●			black	3-cross	X	22 x 622	29" x 1.5"	29" x 2.25"	●	4	90			●			●	
28	DT competition	DT competition	307		306	black		●			black	3-cross	X	22 x 622	29" x 1.5"	29" x 2.25"	●	4	90	●		●			●	
28	DT competition	DT competition	307		306	black		●			black	3-cross	X	22 x 622	29" x 1.5"	29" x 2.25"	●	4	90			●			●	
28	DT Champion	DT Champion	273		274	black			●		black	3-cross	X	22 x 559	26" x 1.5"	26" x 2.25"	●	4	90		●	●				
28	DT Champion	DT Champion	273		274	black			●		black	3-cross	X	22 x 559	26" x 1.5"	26" x 2.25"	●	4	90		●	●				
28	DT Champion	DT Champion	274		273	black			●		black	3-cross	X	22 x 559	26" x 1.5"	26" x 2.25"	●	4	90		●	●				
28	DT Champion	DT Champion	305		306	black			●		black	3-cross	X	22 x 622	29" x 1.5"	29" x 2.25"	●	4	90		●	●				
28	DT Champion	DT Champion	305		306	black			●		black	3-cross	X	22 x 622	29" x 1.5"	29" x 2.25"	●	4	90		●	●				
28	DT Champion	DT Champion	306		305	black			●		black	3-cross	X	22 x 622	29" x 1.5"	29" x 2.25"	●	4	90		●	●				

Model	Width	Weight	Rim										Hub																							
			Built-in width [mm]	+/- 5% [g]	ETRTO	Clincher	Tubular	Tubeless	Tubeless kit	Valve holes Presta ø 6.5 mm	Valve holes Schrader ø 8.5 mm	Material		Rim color			Hub axle system							Free wheel		Rotor body system			Disc mount							
												Carbon	Aluminium	Black	White	Grey	Carbon	5 mm Quick release	9 mm DT Swiss Thru bolt	15 mm Thru axle	20 mm Thru axle	Lefty	10 mm DT Swiss Thru bolt	12 mm Thru axle	X-12 Thru axle	Bolt on	DT Swiss Ratchet System®	Two pawl system	Shimano 9 / 10 and Sram 9 / 10	Shimano 11 Road	Campagnolo 9 / 10 / 11	Sram 11 MTB	Center lock®	IS (6-bolt)	Hub color	
																																				
M 1700 Spline® black	100	814	559 x 19.5	●			○	●			●	●						●																	●	white
M 1700 Spline® black	100	790	559 x 19.5	●			○	●			●	●							●																●	white
M 1700 Spline® black	135	932	559 x 19.5	●			○	●			●	●						○					○	○	○		●		●			○		●	white	
M 1700 Spline® black	142	927	559 x 19.5	●			○	●			●	●						○					○	○	●		●		●		○		●	white		
M 1700 Spline® 650b black	100	843	584 x 19.5	●			○	●			●	●						●																●	white	
M 1700 Spline® 650b black	100	819	584 x 19.5	●			○	●			●	●							●															●	white	
M 1700 Spline® 650b black	135	960	584 x 19.5	●			○	●			●	●						○					○	○	○		●		●			○		●	white	
M 1700 Spline® 650b black	142	955	584 x 19.5	●			○	●			●	●						○					○	○	●		●		●		○		●	white		

● = Serie ○ = Option

No. of spokes	Spokes					Spoke color	Nipples				Nipple color	Technical data							Accessories							
	Spoke type		Length				Nipple type					Lacing	Intended use	Rim tape	Tire dimension min.	Tire dimension max.	Axle clamping force (min./max.) 4000N/8000N	Maximum tire pressure [bar]	Recommended riders weight max. [kg]	RWS Ratchet wheelmounting system	Quick release wheelmounting system	Rim tape	Wheel bag	Centering tools	Center lock® adapter	
	Left	Right	Left cross mm	Left radial mm	Right cross mm		Right radial mm	DT Pro lock® torx	DT Pro lock® hexagonal aluminium	DT Pro lock® brass																DT Pro lock® hidden
																										
28	DT competition	DT competition	273		274	black		●			black	3-cross	M	22 x 559	26" x 1.7"	26" x 2.4"	●	4	100	●		●				
28	DT competition	DT competition	273		274	black		●			black	3-cross	M	22 x 559	26" x 1.7"	26" x 2.4"	●	4	100			●				
28	DT competition	DT competition	274		273	black		●			black	3-cross	M	22 x 559	26" x 1.7"	26" x 2.4"	●	4	100	●		●				
28	DT competition	DT competition	274		273	black		●			black	3-cross	M	22 x 559	26" x 1.7"	26" x 2.4"	●	4	100			●				
28	DT competition	DT competition	284		285	black		●			black	3-cross	M	22 x 584	27.5" x 1.7"	27.5" x 2.4"	●	4	100	●		●				
28	DT competition	DT competition	284		285	black		●			black	3-cross	M	22 x 584	27.5" x 1.7"	27.5" x 2.4"	●	4	100			●				
28	DT competition	DT competition	286		285	black		●			black	3-cross	M	22 x 584	27.5" x 1.7"	27.5" x 2.4"	●	4	100	●		●				
28	DT competition	DT competition	286		285	black		●			black	3-cross	M	22 x 584	27.5" x 1.7"	27.5" x 2.4"	●	4	100			●				